



May 18, 2009

SECURITIES AND EXCHANGE COMMISSION  
SEC Bldg., EDSA, Greenhills  
Mandaluyong City, Metro Manila

Attn.: **Ms. Justina F. Callangan**  
Director, Corporation Finance Department

THE PHILIPPINE STOCK EXCHANGE, INC.  
4<sup>th</sup> Floor, Philippine Stock Exchange Center  
Exchange Road, Ortigas Center, Pasig City

Attn.: **Ms. Janet A. Encarnacion**  
Head, Disclosure Department

Re: Amended SEC Form 17-Q for the quarter ending March 31, 2009

Gentlemen:

This has reference to the SEC Form 17-Q (Quarterly Report pursuant to Section 17 of the Securities Regulation Code and SRC Rule 17[2][b]) for the period ending March 31, 2009, simultaneously filed before the Securities and Exchange Commission (the "Commission") and the Philippine Stock Exchange (the "Exchange") on May 15, 2009.

A closer review of the said SEC Form 17-Q, however, revealed that the "Financial Risk Management Disclosure," supposedly as Annex "B" thereof was unintentionally omitted.

The unintentional omission was caused by a technical server error that occurred while the mine site office of Semirara Mining Corporation (the "Corporation") is in the process of finalizing the report. The server error caused delay in the transmission of the finalized SEC Form 17-Q and it was only late in the afternoon of May 15, 2009 that the same was finally received by the Manila office. Notwithstanding the late transmittal thereof what aggravated the matter further is that the SEC Form 17-Q together with its Annexes were transmitted through email in several files; hence, when the same were consolidated the Financial Risk Management Disclosure was inadvertently omitted. Please note that the submission of the Corporation's SEC Form 17-Q to the Exchange was made at 4:56:15 and to the Commission at almost at 5:30 in the afternoon.

The Corporation does not normally request extensions in the submission of its structured reports. It always acts promptly and with dispatch whenever possible in the submission thereof so that investing public are well apprised.

Considering the foregoing, we are submitting herewith the Amended SEC Form 17-Q with the Financial Risk Management Disclosure as Annex "B."


We hope for your kind consideration on the matter.

Thank you.

Very truly yours,

**SEMIRARA MINING CORPORATION**

By:

  
**JOHN SADULLO**  
Corporate Secretary

# COVER SHEET

9 1 4 4 7 - - - - -

SEC Registration Number

S E M I R A R A M I N I N G C O R P O R A T I O N

(Company's Full Name)

2 N D F L O O R D M C I P L A Z A B U I L D I N G  
2 2 8 1 P A S O N G T A M O E X T E N S I O N  
M A K A T I C I T Y

(Business Address: No. Street City/Town/Province)

Atty. John R. Sadullo

(Contact Person)

888-3622

(Company Telephone Number)

1 2 3 1

(Fiscal Year)

A M E N D E D 1 7 - Q

(Form Type)

Month Day

(Annual Meeting<sup>1</sup>)

(Secondary License Type, If Applicable)

(Secondary License Type, If Applicable)

Corporate Finance Dept.

Dept. Requiring this Doc.

Amended Articles Number/Section

Amended Articles Number/Section

Total No. of Stockholders

Total No. of Stockholders

Domestic

Domestic

Foreign

Foreign

To be accomplished by SEC Personnel concerned

File Number

File Number

LCU

LCU

Document ID

Document ID

Cashier

Cashier

STAMPS

STAMPS

Remarks: Please use BLACK ink for scanning purposes.

<sup>1</sup> First Monday of May of each year.

SEC Number : 91447  
File Number : \_\_\_\_\_

**SEMIRARA MINING CORPORATION**  
Company's Full Name

2<sup>nd</sup> Floor, DMCI Plaza  
2281 Chino Roces Avenue, Makati City  
Company's Address

**888-3550 to 888-3565**  
Telephone Number

For the Quarter Ending March 31, 2009  
Period ended

QUARTERLY REPORT FORM 17-Q  
Form Type

**SEC FORM 17-Q-A**

**QUARTERLY REPORT PURSUANT TO SECTION 17 OF THE SECURITIES REGULATION CODE AND  
SRC RULE 17(2)(b) THEREUNDER**

1. For the quarterly period ended **March 31, 2009**
2. Commission Identification Number **91447**
3. BIR Tax Identification No. **000-190-324-000**
4. Exact Name of issuer as specified in its charter:

**SEMIRARA MINING CORPORATION**

5. Province, Country or other jurisdiction of incorporation of organization:  
**PHILIPPINES**

6. Industry Classification Code: \_\_\_\_\_(SEC use only)

7. Address of issuer's principal office Postal Code

**3<sup>rd</sup> Floor, DMCI Plaza, 1231  
2281 Chino Roces Avenue, Makati City**

8. Registrants telephone Number, including area code:  
**+63 2 8883550 to +63 2 8883565**

9. Former Address : 7<sup>th</sup> Floor, Quad Alpha Centrum Bldg.,  
125 Pioneer St., Mandaluyong City  
Telephone Nos. : 631-8001 to 6318010  
Former name: Semirara Coal Corporation  
No former fiscal year of the registrant.

10. Securities registered pursuant to Section 4 of the RSA.

Title of each class	Number of shares of common Stock Outstanding
<u>Common Stock, P1.00 par value</u>	<u>277,572,800 shares</u>

11. 296,875,000 shares are listed in the Philippine Stock Exchange

12. The registrant has filed all reports required to be filed by Section 11 of the Revised Securities Act (RSA) and RSA Rule 11 (a)-1 thereunder and Sections 26 and 141 of the Corporation Code of the Philippines, during the preceding 12 months.

Has been subject for such filing requirements for the past 90 days

# TABLE OF CONTENTS

Page No.

## **PART 1 FINANCIAL INFORMATION**

### Item 1 Financial Statements

Interim Balance Sheet as of March 31, 2008 and audited Balance sheet as of December 31, 2007 .....	4
Interim Statements of Income for January to March of the current year, current quarter and preceding year.....	5
Interim Statements of Changes in Stockholders' Equity current year and preceding year .....	6
Interim Statements of Cash Flows for the quarters ended March 31, 2008 and 2007 .....	7
Notes to Financial Statements .....	8 - 25
Management's Discussion and Analysis of Financial Condition and Results of Operations .....	26 - 33
<b>PART II OTHER INFORMATION .....</b>	<b>34</b>
<b>PART III SIGNATURES .....</b>	<b>35</b>
<b>PART IV ANNEX "A" (AGING OF RECEIVABLES) .....</b>	<b>36</b>
<b>ANNEX "B" (FINANCIAL RISK MANAGEMENT DISCLOSURE) .....</b>	<b>37 - 41</b>

**SEMI RARA MINING CORPORATION**

 Balance Sheets  
 As of March 31, 2009

	(Unaudited) March 31, 2009	(Audited) December 31, 2008
<b>ASSETS</b>		
<b>CURRENT ASSETS</b>		
Cash	206,224,747	26,579,217
Short-term Investment	664,802,155	985,829,945
Trade Receivables - net	2,137,959,455	1,752,706,066
Receivable from Related Parties	7,589,602	6,607,698
Other Receivable-net	148,941,868	117,357,894
Inventories - net	988,192,826	1,383,220,166
Other Current Assets	264,416,709	241,130,039
Total Current Assets	4,418,127,362	4,513,431,025
<b>NONCURRENT ASSETS</b>		
Property, Plant and Equipment - net	2,147,965,148	1,106,064,258
Investment and Advances	248,231,759	223,231,759
Other Noncurrent Assets - net	342,523,136	268,729,876
Total Noncurrent Assets	2,738,720,044	1,598,025,894
<b>TOTAL ASSETS</b>	<b>7,156,847,406</b>	<b>6,111,456,919</b>
<b>LIABILITIES AND STOCKHOLDERS' EQUITY</b>		
<b>CURRENT LIABILITIES</b>		
Accounts and Other Payables	1,819,629,999	1,142,401,450
Current Portion of Long Term Debt	258,661,793	389,233,320
Income Taxes Payable	109,589,459	58,060,461
Dividend Payable	1,665,436,800	-
Payable to related parties	183,844,719	45,761,873
Customer's Deposit	1,206,858	1,206,858
Total Current Liabilities	4,038,369,628	1,636,663,962
<b>NONCURRENT LIABILITIES</b>		
Long Term Debt - net of current portion	139,401,529	137,065,242
Pension Liability	9,498,998	9,498,998
Asset Retirement Obligation	13,204,317	13,204,317
Deferred Tax Liability	14,125,154	14,125,154
Total Noncurrent Liabilities	176,229,998	173,893,711
<b>TOTAL LIABILITIES</b>	4,214,599,626	1,810,557,673
<b>STOCKHOLDERS' EQUITY</b>		
Capital Stock - common stock	296,875,000	296,875,000
Additional Paid-In Capital	1,576,796,271	1,576,796,271
Retained Earnings	1,597,467,769	2,956,119,235
Treasury Shares, at cost	3,471,139,040	4,829,790,506
	(528,891,260)	(528,891,260)
<b>TOTAL STOCKHOLDERS' EQUITY</b>	2,942,247,780	4,300,899,246
<b>TOTAL LIABILITIES AND STOCKHOLDERS' EQUITY</b>	<b>7,156,847,406</b>	<b>6,111,456,919</b>

**SEMI RARA MINING CORPORATION**

## Income Statement

For the period ending March 31, 2009 and 2008

For the quarter ending March 31, 2009 and 2008

	(Unaudited)	(Unaudited)	(Unaudited)	(Unaudited)
	For the period		For the quarter	
	2009	2008	2009	2008
Revenue:				
Sales	3,231,441,607	2,163,284,137	3,231,441,607	2,163,284,137
Cost of Sales:				
Cost of Coal Sold	2,447,976,458	1,758,308,715	2,447,976,458	1,758,308,715
Shipping, Loading and Hauling Cost	129,049,768	84,570,949	129,049,768	84,570,949
	2,577,026,226	1,842,879,664	2,577,026,226	1,842,879,664
Gross Profit	654,415,381	320,404,474	654,415,381	320,404,474
Operating Expenses:				
Government Share	257,438,912	64,619,999	257,438,912	64,619,999
General and Adm. Expenses	59,813,742	26,495,615	59,813,742	26,495,615
	317,252,654	91,115,614	317,252,654	91,115,614
<b>INCOME FROM OPERATIONS</b>	<b>337,162,727</b>	<b>229,288,860</b>	<b>337,162,727</b>	<b>229,288,860</b>
Other (Income)Expense				
Other (Income) Charges	(31,543,791)	2,812,534	(31,543,791)	2,812,534
Interest and Financing Charges	9,826,462	26,095,965	9,826,462	26,095,965
Foreign Exchange (Gain) Loss	565,725	1,949,839	565,725	1,949,839
	(21,151,604)	30,858,338	(21,151,604)	30,858,338
<b>NET INCOME BEFORE TAX</b>	<b>358,314,332</b>	<b>198,430,522</b>	<b>358,314,332</b>	<b>198,430,522</b>
<b>PROVISION FOR INCOME TAX</b>	<b>51,528,997</b>	<b>58,516,047</b>	<b>51,528,997</b>	<b>58,516,047</b>
<b>NET INCOME AFTER TAX</b>	<b>306,785,334</b>	<b>139,914,475</b>	<b>306,785,334</b>	<b>139,914,475</b>
<b>EARNINGS PER SHARE (EPS)</b>	<b>1.105</b>	<b>0.504</b>	<b>1.105</b>	<b>0.504</b>

## Basis of EPS:

EPS = NET INCOME(LOSS) FOR THE PERIOD/NO. OF OUTSTANDING SHARES

Wherein:

Wtd Average Outstanding Shares = 277,572,800 (as of March 31, 2008)

Wtd Average Outstanding Shares = 277,572,800 (as of March 31, 2009)



**SEMIRARA MINING CORPORATION**Statement of Changes in Stockholders' Equity  
For the periods ended March 31, 2009 and 2008

(UNAUDITED)

	2009	2008
<b>CAPITAL STOCK</b>		
Common stock - P1 par value		
Authorized- 1,000,000,000 shares in 2009 and 2007		
Issued and outstanding - 296,875,000 in 2009 and 2008		
Balance at beginning of the quarter	296,875,000	296,875,000
Additional issuance of common stock	-	-
Balance at end of the quarter	296,875,000	296,875,000
ADDITIONAL PAID-IN CAPITAL, beginning of the quarter	1,576,796,271	1,576,796,271
Add: Premium on subscribed capital stock	-	-
Balance at the end of the quarter	1,576,796,271	1,576,796,271
<b>RETAINED EARNINGS</b>		
Appropriated		
Balance at beginning of the quarter	700,000,000	1,000,000,000
Appropriation during the quarter	-	500,000,000
Balance at end of the quarter	700,000,000	1,500,000,000
Unappropriated		
Balance at beginning of the quarter, as previously stated	2,256,119,235	2,270,011,644
Appropriation during the quarter	-	(500,000,000)
Balance at beginning of the quarter as restated	2,256,119,235	1,770,011,644
Net income during the quarter	306,785,334	139,914,475
Dividends	(1,665,436,800)	(1,110,291,200)
Appropriation for future capital expenditures	-	-
Balance at end of the quarter	897,467,769	799,634,919
	1,597,467,769	2,299,634,919
COST OF SHARES HELD IN TREASURY	(528,891,260)	(528,891,260)
<b>TOTAL STOCKHOLDERS' EQUITY</b>	<b>2,942,247,780</b>	<b>3,644,414,930</b>

**SEMI RARA MINING CORPORATION**

## Statement of Cashflows

For the period ended March 30, 2009 and 2008

	(Unaudited) 2009	(Unaudited) 2008
<b>CASHFLOWS FROM OPERATING ACTIVITIES</b>		
Net income before tax	358,314,332	198,430,522
Prior period adjustment		
Adjustments to reconcile net income to net cash provided by operating activities:		
Depreciation, depletion and amortization	307,317,970	373,536,801
Interest and financing charges	9,826,462	26,095,965
Loss on disposal/retirement/write-off of assets	(11,681,218)	(16,564,875)
Pension liability provision (net of amortization)	-	
Net unrealized foreign exchange losses	5,247,111	1,111,775
Pension Expense	1,567,097	-
Interest income	(2,245,265)	(17,208,149)
Operating income before working capital changes	668,346,489	565,402,039
Changes in operating assets and liabilities:		
Decrease (increase) in:		
Receivables	(417,819,267)	(55,570,065)
Inventories	277,343,792	372,810,468
Other current assets	12,951,332	(23,642,013)
Increase (decrease) in:		
Accounts payable and accrued expenses	658,343,606	(370,598,100)
Customer's deposit	-	929,523
Net cash generated from operations	1,199,165,952	489,331,852
Interest received	(33,992,737)	15,089,319
Income tax paid	-	-
Interest paid	9,546,314	(21,695,649)
Net cash provided by operating activities	1,174,719,528	482,725,522
<b>CASHFLOWS FROM INVESTING ACTIVITIES</b>		
Short term investment placements	-	-
Additions to property, plant and equipment	(1,715,593,479)	260,987,804
Additions to investment	(25,000,000)	(95,930,536)
Proceeds from sale of assets	-	16,564,875
Decrease (Increase) in other non-current assets	(73,793,260)	(52,826,773)
Net cash provided by (used in) investing activities	(1,814,386,738)	128,795,370
<b>CASHFLOWS FROM FINANCING ACTIVITIES</b>		
Loan availment	325,865,231	222,510,596
Repurchased shares of stocks (treasury shares)	-	-
Proceeds from sale and leaseback of equipment	495,739,385	314,569,941
Payment of dividend	-	(1,110,291,201)
Debt repayment	(454,100,470)	(500,562,213)
Increase (decrease) in payable to related parties	130,780,804	(5,690,548)
Net cash provided by (used in) financing activities	498,284,949	(1,079,463,425)
NET INCREASE (DECREASE) IN CASH AND CASH EQUIVALENTS	(141,382,261)	(467,942,533)
CASH AND CASH EQUIVALENTS AT BEGINNING OF YEAR	1,012,409,162	1,650,806,337
CASH AND CASH EQUIVALENTS AT END OF YEAR	871,026,901	1,182,863,804

---

## 1. Summary of Significant Accounting policies

### Basis of Preparation

The financial statements have been prepared using the historical cost basis. The Company's functional and presentation currency is the Philippine Peso.

### Statement of Compliance

The accompanying financial statements of the Company have been prepared in compliance with Philippine Financial Reporting Standards (PFRS).

### ***Changes in Accounting Policies***

The accounting policies adopted are consistent with those of the previous financial year except as follows:

#### *New PFRS, Amendment to PAS and Philippine Interpretations effective in 2007*

The Company has adopted the following new Philippine Financial Reporting Standards (PFRS) and amended Philippine Accounting Standards (PAS) and Philippine Interpretations during the year. Adoption of these revised standards and Philippine Interpretations did not have any effect on the financial statements of the Company. These, however, give rise to additional disclosures.

- PFRS 7 *Financial Instruments: Disclosures*
- PAS 1 *Amendment - Presentation of Financial Statements*
  
- Philippine Interpretation IFRIC 7 - *Applying the Restatement Approach Under PAS 29, Financial Reporting in Hyperinflationary Economies*
- Philippine Interpretation IFRIC 8 *Scope of PFRS 2*
- Philippine Interpretation IFRIC 9 *Reassessment of Embedded Derivatives*
- Philippine Interpretation IFRIC 10 *Interim Financial Reporting and Impairment*

The principal effects of these changes are as follows:

#### *PFRS 7 - Financial Instruments: Disclosures*

PFRS 7 introduces new disclosures to improve the information about financial instruments. It requires the disclosure of qualitative and quantitative information about exposure to risks arising from financial instruments, including specified minimum disclosures about credit risk, liquidity risk and market risk, including sensitivity analysis to market risk. It replaces PAS 30, *Disclosures in the Financial Statements of Banks and Similar Financial Institutions*, and the disclosure requirements in PAS 32, *Financial Instruments: Disclosure and Presentation*. It is applicable to all entities that report under PFRS.

The Company adopted the amendment to the transition provisions of PFRS 7, as approved by the Financial Reporting Standards Council, which gives transitory relief with respect to the presentation of comparative information for the new risk disclosures about the nature and extent of risks arising from financial instruments. Accordingly, the Company does not need to present comparative information for the disclosures required by paragraphs 31-42 of PFRS 7, unless the disclosure was previously required under PAS 30 or PAS 32. Adoption of PFRS 7 resulted in additional disclosures, which are included throughout the financial statements. Adoption of this standard resulted in the inclusion of additional disclosures such as market risk sensitivity analysis, contractual maturity analysis of financial liabilities and aging analysis of financial assets that are past due but not impaired (Note 28).

#### *PAS 1 Amendments to - Presentation of Financial Statements*

The amendment to PAS 1 introduces disclosures about the level of an entity's capital and how it manages capital. Adoption of the Amendments resulted to the inclusion of additional disclosures on capital management (Note 28).

*Philippine Interpretation IFRIC 7 - Applying the Restatement Approach under PAS 29 Financial Reporting in Hyperinflationary Economies*  
This Philippine Interpretation requires entities to apply PAS 29, *Financial Reporting in Hyperinflationary Economies*, in the reporting period in which an entity first identifies the existence of hyperinflation in the economy of its functional currency as if the economy had always been hyperinflationary. This Philippine Interpretation is not applicable to the Company.

#### *Philippine Interpretation IFRIC 8 - Scope of PFRS 2*

This interpretation requires PFRS 2 to be applied to any arrangements in which the entity cannot identify specifically some or all of the goods received, in particular where equity instruments are issued for consideration which appears to be less than fair value. The adoption of this Philippine Interpretation will not impact the financial statements as the Company has no share-based payments.

#### *Philippine Interpretation IFRIC 9 - Reassessment of Embedded Derivatives*

Philippine Interpretation IFRIC 9 states that the date to assess the existence of an embedded derivative is the date that an entity first becomes a party to the contract, with reassessment only if there is a change to the contract that significantly modifies the cash flows. As the Company has no embedded derivative requiring separation from the host contract, the Philippine Interpretation had no impact on the financial position or performance of the Company.

#### *Philippine Interpretation IFRIC 10 - Interim Financial Reporting and Impairment*

The Company adopted Philippine Interpretation IFRIC 10 as of January 1, 2007, which requires that an entity must not reverse an impairment loss recognized in a previous interim period in respect of goodwill or an investment in either an equity instrument or a financial asset carried at cost. As the Company had no impairment losses in interim period that was reversed, the Philippine Interpretation had no impact on the financial position or performance of the Company.

### *Future Changes in Accounting Policies*

The following are the Philippine Interpretations and accounting standards that have been issued but effective for financial statements after January 1, 2007. The Company did not early adopt this Philippine Interpretations and accounting standards.

- PAS 1, *Presentation of Financial Statements (Revised) (effective for annual periods beginning on or after January 1, 2009)*. The revised standard requires that the statement of changes in stockholders' equity includes only transactions with owners and all non-owner changes are presented in equity as a single line with details included in a separate statement.

In addition, the amendment to PAS 1 provides for the introduction of a new statement of comprehensive income that combines all items of income and expense recognized in the statement of income together with 'other comprehensive income'. The revisions specify what is included in other comprehensive income, such as actuarial gains and losses on defined benefit pension plans and changes in the asset revaluation reserve. Entities can choose to present all items in one statement, or to present two linked statements, a separate statement of income and a statement of comprehensive income. The Company will assess the impact of the Standard on its current manner of reporting all items of income and expenses.

- PAS 23, *Borrowing Costs (effective for annual periods beginning on or after January 1, 2009)*  
The Standard has been revised to require capitalization of borrowing costs when such costs relate to a qualifying asset. A qualifying asset is an asset that necessarily takes a substantial period of time to get ready for its intended use or sale. In accordance with the transitional requirements of the Standard, the Company will adopt this as a prospective change. Accordingly, borrowing costs will be capitalized on qualifying assets with a commencement date after January 1, 2009. The adoption of this standard has no impact on the Company's financial statements.
- Philippine Interpretation IFRIC 11, *PFRS 2 - Group and Treasury Share Transactions (effective for annual periods beginning on or after March 1, 2007)*. This Philippine Interpretation requires arrangements whereby an employee is granted rights to a Company's equity instruments to be accounted for as an equity-settled scheme by the Company even if: (a) the Company chooses or is required to buy those equity instruments (e.g. treasury shares) from another party, or (b) the shareholders of the Company provide the equity instruments needed. It also provides guidance on how subsidiaries, in their separate financial statements, account for such schemes when their employees receive rights to equity instruments of the parent. The adoption of this Philippine Interpretation will have no impact on the Company's financial statements.
- Philippine Interpretation IFRIC 12, *Service Concession Arrangements (effective for annual periods beginning on or after January 1, 2008)*. This Philippine Interpretation outlines an approach to account for contractual arrangements arising from entities providing public services. It provides that the operator should not account for the infrastructure as property, plant and equipment, but recognize a financial asset and/or an intangible asset. This Philippine Interpretation will not have an impact on the financial statements of the Company since the Company is not involved in providing public services.

- PFRS 8, *Operating Segments (effective for annual periods beginning on or after January 1, 2009)*. This amendment was issued as part of the convergence project with the US Financial Accounting Standards Board. This new standard replaces PAS 14, *Segment Reporting*, and adopts a management approach to segment reporting as required in the US Standard SFAS 131 - *Disclosures about Segments of an Enterprise and Related Information*. The information reported would be that which management uses internally for evaluating the performance of operating segments and allocating resources to those segments. This information may be different from that reported in the balance sheet and statement of income and entities will need to provide explanations and reconciliations of the differences. The Company will assess the impact of the adoption of this standard.
- Philippine Interpretation IFRIC 13, *Customer Loyalty Programmes (effective for annual periods beginning on or after July 1, 2008)*. This Interpretation requires customer loyalty award credits to be accounted for as a separate component of the sales transaction in which they are granted, and therefore, part of the fair value of the consideration received is allocated to the award credits and deferred over the period that the award credits are fulfilled. The Company expects that this Interpretation will have no impact on the Company's financial statements as no such schemes currently exist.
- Philippine Interpretation IFRIC 14 *PAS 19, The Limit on a Defined Benefit Asset, Minimum Funding Requirements and their Interaction (effective for annual periods beginning on or after January 1, 2008)*. This Interpretation provides guidance on how to assess the limit on the amount of surplus in a defined benefit scheme that can be recognized as an asset under PAS 19 *Employee Benefits*. The Company expects that this Interpretation will have no impact on the financial position or performance of the Company as all defined benefit schemes are currently in deficit.

#### Revenue Recognition

Revenue is recognized to the extent that it is probable that the economic benefits will flow to the Company and the revenue can be reliably measured. The following specific recognition criteria must also be met before revenue is recognized:

##### *Sale of coal*

Revenue from coal sales is recognized upon delivery when the significant risks and rewards of ownership of the goods have passed to the buyer and the amount of revenue can be measured reliably. Revenue from local and export coal sales are denominated in Philippine Pesos and US Dollars, respectively.

##### *Rendering of services*

Service fees from coal handling activities are recognized as revenue when the related services have been rendered.

##### *Interest income*

Interest income is recognized as interest accrues (using the effective interest method that is the rate that exactly discounts estimated future cash receipts through the expected life of the financial instrument to the net carrying amount of the financial asset).

### Cash and Cash Equivalents

Cash includes cash on hand and in banks. Cash equivalents are short-term, highly liquid investments that are readily convertible to known amounts of cash with original maturities of three months or less and that are subject to an insignificant risk of changes in value and are free of any encumbrances.

### Financial Instruments

#### *Date of recognition*

The Company recognizes a financial asset or a financial liability on the balance sheet when it becomes a party to the contractual provisions of the instrument. Purchases or sales of financial assets that require delivery of assets within the time frame established by regulation or convention in the marketplace are recognized on the settlement date.

#### *Initial recognition of financial instruments*

All financial assets are initially recognized at fair value. Except for securities at fair value through profit or loss (FVPL), the initial measurement of financial assets includes transaction costs. The Company classifies its financial assets in the following categories: securities at FVPL, held-to-maturity (HTM) investments, available-for-sale (AFS) investments, and loans and receivables. The Company classifies its financial liabilities as financial liabilities at FVPL and other liabilities. The classification depends on the purpose for which the investments were acquired and whether these are quoted in an active market. Management determines the classification of its investments at initial recognition and, where allowed and appropriate, re-evaluates such designation at every reporting date.

Financial instruments are classified as liabilities or equity in accordance with the substance of the contractual arrangement. Interest, dividends, gains and losses relating to a financial instrument or a component that is a financial liability, are reported as expense or income. Distributions to holders of financial instruments classified as equity are charged directly to equity net of any related income tax benefits.

#### *Determination of fair value*

The fair value for financial instruments traded in active markets at the balance sheet date is based on its quoted market price or dealer price quotations (bid price for long positions and ask price for short positions), without any deduction for transaction costs. When current bid and asking prices are not available, the price of the most recent transaction provides evidence of the current fair value as long as there has not been a significant change in economic circumstances since the time of the transaction.

For all other financial instruments not listed in an active market, the fair value is determined by using appropriate valuation methodologies. Valuation methodologies include net present value techniques, comparison to similar instruments for which market observable prices exist, option pricing models, and other relevant valuation models.

### Day 1 profit

For transactions other than those related to customers' guaranty and other deposits, where the transaction price in a non-active market is different to the fair value from other observable current market transactions in the same instrument or based on a valuation technique whose variables include only data from observable market, the Company recognizes the difference between the transaction price and fair value (a Day 1 profit) in the statement of income unless it qualifies for recognition as some other type of asset. In cases where the valuation technique used is made of data which is not observable, the difference between the transaction price and model value is only recognized in the statement of income when the inputs become observable or when the instrument is derecognized. For each transaction, the Company determines the appropriate method of recognizing the 'Day 1' profit amount.

### Loans and Receivables

Loans and receivables are financial assets with fixed or determinable payments and fixed maturities that are not quoted in an active market. These are not entered into with the intention of immediate or short-term resale and are not designated as AFS or financial assets at FVPL. These are included in current assets if maturity is within 12 months from the balance sheet date otherwise; these are classified as noncurrent assets. This accounting policy relates to the balance sheet caption "Short-term cash investments" and "Receivables".

After initial measurement, the loans and receivables are subsequently measured at amortized cost using the effective interest rate method, less allowance for impairment. Amortized cost is calculated by taking into account any discount or premium on acquisition and fees that are an integral part of the effective interest rate and transaction costs. The amortization is included in "Interest income" in the statement of income. The Company's loans and receivables consist mainly of receivable from customers and related parties.

### Other financial liabilities

Other financial liabilities include interest bearing loans and borrowings. All loans and borrowings are initially recognized at the fair value of the consideration received less directly attributable transaction costs.

After initial recognition, short-term and long-term debts are subsequently measured at amortized cost using the effective interest method.

Gains and losses are recognized under the "Other income" and "Other expense" accounts in the statement of income when the liabilities are derecognized or impaired, as well as through the amortization process under the "Interest expense" account.

### Impairment of Financial Assets

The Company assesses at each balance sheet date whether there is objective evidence that a financial asset or group of financial assets is impaired. A financial asset or a group of financial assets is deemed to be impaired if, and only if, there is objective evidence of impairment as a result of one or more events that has occurred after the initial recognition of the asset (an incurred 'loss event') and that loss event (or events)



has an impact on the estimated future cash flows of the financial asset or the group of financial assets that can be reliably estimated.

### Loans and receivables

For loans and receivables carried at amortized cost, the Company first assesses whether objective evidence of impairment exists individually for financial assets that are individually significant, or collectively for financial assets that are not individually significant. If the Company determines that no objective evidence of impairment exists for individually assessed financial asset, whether significant or not, it includes the asset in a group of financial assets with similar credit risk characteristics and collectively assesses for impairment. Those characteristics are relevant to the estimation of future cash flows for groups of such assets by being indicative of the debtors' ability to pay all amounts due according to the contractual terms of the assets being evaluated. Assets that are individually assessed for impairment and for which an impairment loss is, or continues to be, recognized are not included in a collective assessment for impairment.

In relation to trade receivables, a provision for impairment is made when there is objective evidence (such as the probability of insolvency or significant financial difficulties of the debtor) that the Company will not be able to collect all of the amounts due under the original terms of the invoice.

If there is objective evidence that an impairment loss has been incurred, the amount of the loss is measured as the difference between the asset's carrying amount and the present value of the estimated future cash flows (excluding future credit losses that have not been incurred) discounted at the financial assets' original effective interest rate (i.e. the effective interest rate computed at initial recognition). The carrying amount of the asset is reduced through use of an allowance account and the amount of loss is charged to the statement of income during the period in which it arises. Interest income continues to be recognized based on the original effective interest rate of the asset. Receivables, together with the associated allowance accounts, are written off when there is no realistic prospect of future recovery has been realized.

If, in a subsequent year, the amount of the estimated impairment loss decreases because of an event occurring after the impairment was recognized, the previously recognized impairment loss is reversed. Any subsequent reversal of an impairment loss is recognized in profit or loss, to the extent that the carrying value of the asset does not exceed its amortized cost at the reversal date.

For the purpose of a collective evaluation of impairment, financial assets are grouped on the basis of such credit risk characteristics as industry, customer type, customer location, past-due status and term. Future cash flows in a group of financial assets that are collectively evaluated for impairment are estimated on the basis of historical loss experience for assets with credit risk characteristics similar to those in the group. Historical loss experience is adjusted on the basis of current observable data to reflect the effects of current conditions that did not affect the period on which the historical loss experience is based and to remove the effects of conditions in the historical period that do not exist currently. The methodology and assumptions used for estimating future cash flows are reviewed regularly by the Company to reduce any differences between loss estimates and actual loss experience.

### Derecognition of Financial Assets and Liabilities

#### *Financial Assets*

A financial asset (or, where applicable a part of a financial asset or part of a group of similar financial assets) is derecognized when:

- the rights to receive cash flows from the asset have expired;
- the Company retains the right to receive cash flows from the asset, but has assumed an obligation to pay them in full without material delay to a third party under a 'pass through' arrangement; or
- the Company has transferred its rights to receive cash flows from the asset and either: (a) has transferred substantially all the risks and rewards of the asset, or (b) has neither transferred nor retained substantially all the risks and rewards of the asset, but has transferred control of the asset.

Where the Company has transferred its rights to receive cash flows from an asset and has neither transferred nor retained substantially all the risk and rewards of the asset nor transferred control of the asset, the asset is recognized to the extent of the Company's continuing involvement in the asset. Continuing involvement that takes the form of a guarantee over the transferred asset is measured at the lower of the carrying amount of the asset and the maximum amount of consideration that the Company could be required to repay.

#### *Financial Liabilities*

A financial liability is derecognized when the obligation under the liability is discharged or canceled or expires.

Where an existing financial liability is replaced by another from the same lender on substantially different terms, or the terms of an existing liability are substantially modified, such an exchange or modification is treated as a derecognition of the original liability and the recognition of a new liability, and the difference in the respective carrying amounts is recognized in the statement of income.

### Offsetting

Financial assets and financial liabilities are only offset and the net amount reported in the balance sheet when there is a legally enforceable right to set off the recognized amounts and the Company intends to either settle on a net basis, or to realize the asset and settle the liability simultaneously.

### Inventories

Inventories are valued at the lower of cost or net realizable value (NRV). NRV is the estimated selling price in the ordinary course of business, less estimated costs necessary to make the sale for coal inventory or replacement cost for spare parts and supplies. Cost is determined using the weighted average production cost method for coal inventory and the moving average method for spare parts and supplies.

The cost of extracted coal includes all stripping costs and other mine-related costs incurred during the period and allocated on per metric ton basis by dividing the total production cost with total volume of coal produced. Except for shiploading cost, which is a component of total minesite cost, all other production related costs are charged to production cost.

### Property, Plant and Equipment

Property, plant and equipment are carried at cost less accumulated depreciation and amortization and any impairment in value. Costs also include decommissioning and site rehabilitation cost. The initial cost of property, plant and equipment comprises its purchase price, including non-refundable import duties, taxes and any directly attributable costs of bringing the asset to its working condition and location for its intended use. Expenditures incurred after the fixed assets have been put into operation, such as repairs and maintenance and overhaul costs, are normally charged to operations in the year when the costs are incurred. In situations where it can be clearly demonstrated that the expenditures have resulted in an increase in the future economic benefits expected to be obtained from the use of an item of property, plant and equipment beyond its originally assessed standard of performance, and the costs of these items can be measured reliably, the expenditures are capitalized as an additional cost of the property, plant and equipment.

Property, plant and equipment that were previously stated at fair values are reported at their deemed cost.

Construction in progress, included in property, plant and equipment, is stated at cost. This includes the cost of the construction of property, plant and equipment and other direct costs.

Depreciation and amortization of assets commences once the assets are put into operational use.

Depreciation and amortization of property, plant and equipment are computed on a straight-line basis over the following estimated useful lives (EUL) of the respective assets or the remaining contract period, whichever is shorter:

Conventional and continuous mining properties and equipment	<b>2 to 13 years</b>
Power plant and buildings	<b>10 to 17 years</b>
Roads and bridges	<b>17 years</b>

The estimated useful lives and depreciation and amortization method are reviewed periodically to ensure that the period and method of depreciation and amortization are consistent with the expected pattern of economic benefits from items of property, plant and equipment.

An item of property, plant and equipment is derecognized upon disposal or when no future economic benefits are expected to arise from the continued use of the asset. Any gain or loss arising on the derecognition of the asset (calculated as the difference between the net disposal proceeds and the carrying amount of the item) is included in the statement of income in the year the item is derecognized.

Mine Exploration and Development Costs

Cost incurred for exploration and development of mining properties are deferred as incurred. These deferred costs are charged to expense when the results of the exploration activities are determined to be negative or not commercially viable. When exploration results are positive or commercially viable, these deferred costs are capitalized under "Conventional and continuous mining properties and equipment".

Mine development costs are derecognized upon disposal or when no future economic benefits are expected to arise from the continued use of the assets. Any gain or loss arising on the derecognition of the asset (calculated as the difference between the net disposal proceeds and the carrying amount of the assets) is included in the statement of income in the year the item is derecognized.

Decommissioning and Site Rehabilitation Costs

The Company is legally required to fulfill certain obligations as required under its Environmental Compliance Certificate (ECC) issued by Department of Environment and Natural Resources (DENR). The Company recognizes the present value of the liability for these obligations and capitalizes the present value of these costs as part of the balance of the related property, plant and equipment accounts which are depreciated on a straight-line basis over the EUL of the related property, plant and equipment or the contract period, whichever is shorter. The ARO was determined based on PAS 37, *Provisions, Contingent Liabilities and Contingent Assets*. The Company recognizes the liability for these obligations as "Provision for the decommissioning and site rehabilitation" in the balance sheet.

Intangible Assets

Intangible assets acquired separately are capitalized at cost and these are shown as part of the other noncurrent assets account in the balance sheet. The useful lives of intangible assets with finite lives are assessed at the individual asset level. An intangible asset with finite life is amortized over its useful life. Periods and method of amortization for intangible assets with

finite useful lives are reviewed annually or earlier where an indicator of impairment exists. The Company considered its software cost as its intangible assets.

### Software Cost

Costs incurred to acquire computer software (not an integral part of its related hardware) and bring it to its intended use are capitalized as part of intangible assets. These costs are amortized over their estimated useful lives ranging from 3 to 5 years. Costs directly associated with the development of identifiable computer software that generate expected future benefits to the Company are recognized as intangible assets. All other costs of developing and maintaining computer software programs are recognized as expense as incurred.

Gains or losses arising from the derecognition of an intangible asset are measured as the difference between the net disposal proceeds and the carrying amount of the asset and are recognized in the statement of income when the asset is derecognized.

### Impairment of Non-financial Assets

The Company assesses at each reporting date whether there is an indication that an asset may be impaired. If any such indication exists, or when an annual impairment testing for an asset is required, the group makes an estimate of the asset's recoverable amount. An asset's recoverable amount is the higher of an asset's or cash generating unit's fair value less cost to sell and its value in use and is determined for an individual asset, unless the asset does not generate cash inflows that largely independent of those from other assets or group of assets. Where the carrying amount of an asset exceeds its recoverable amount, the asset is considered impaired and is written down to its recoverable amount. In assessing value in use, the estimated future cash flows are discounted to their present value using a pre-tax discount rate that reflects current market assessments of the time value of money and the risks specific to the asset.

A previously recognized impairment loss is reversed only if there has been a change in the estimates used to determine the asset's recoverable amount since the last impairment loss was recognized. If that is the case, the carrying amount of the asset is increased to its recoverable amount. That increased amount cannot exceed the carrying amount that would have been determined, net of depreciation, had no impairment loss been recognized for the asset in prior years. Such reversal is recognized in the statement of income unless the asset is carried at revalued amount, in which case the reversal is treated as a revaluation increase.

### Borrowing Costs

Borrowing costs are generally expensed as incurred. Interest on borrowed funds used to finance the construction of building to the extent incurred during the period of construction is capitalized as part of the cost of building. The capitalization of these borrowing costs as part of the cost of building: (a) commences when the expenditures and borrowing costs are being incurred during the construction and related activities necessary to prepare the building for its intended use are in progress; and (b) ceases when substantially all the activities necessary to prepare the property for its intended use are complete. If the carrying amount of the asset exceeds its recoverable amount, an impairment loss is recorded. Capitalized borrowing cost is based on the applicable weighted average borrowing rate.

Interest expense on loans is recognized using the effective interest method over the term of the loans.

### Pension Expense

The Company has a noncontributory defined benefit retirement plan.

The retirement cost of the Company is determined using the projected unit credit method. Under this method, the current service cost is the present value of retirement benefits payable in the future with respect to services rendered in the current period. The liability recognized in the balance sheet in respect of defined benefit pension plans is the present value of the defined benefit obligation at the date less the fair value of plan assets, together with adjustments for unrecognized actuarial gains or losses and past service costs.

The defined benefit obligation is calculated annually by an independent actuary using the projected unit credit method. The present value of the defined benefit obligation is determined by discounting the estimated future cash outflows using prevailing interest rate on government bonds that have terms to maturity approximating the terms of the related retirement liability. Actuarial gains and losses arising from experience adjustments and changes in actuarial assumptions are credited to or charged against income when the net cumulative unrecognized actuarial gains and losses at the end of the previous period exceeded 10% of the higher of the defined benefit obligation and the fair value of plan assets at that date. These gains or losses are recognized over the expected average remaining working lives of the employees participating in the plan.

Past-service costs, if any, are recognized immediately in income, unless the changes to the pension plan are conditional on the employees remaining in service for a specified period of time (the vesting period). In this case, the past-service costs are amortized on a straight-line basis over the vesting period.

The retirement benefits of officers and employees are determined and provided for by the Company and are charged against current operations.

The defined benefit asset or liability comprises the present value of the defined benefit obligation less past service costs not yet recognized, if any, and less the fair value of the plan assets out of which the obligations are to be settled directly. The value of any asset is restricted to the sum of any past service costs not yet recognized, if any, and the present value of any economic

benefits available in the form of refunds from the plan or reductions in the future contributions to the plan.

## Income Tax

### *Current Tax*

Current income tax assets and liabilities for the current and prior periods are measured at the amount expected to be recovered from or paid to the taxation authorities. The tax rates and tax laws used to compute the amount are those that are enacted or substantively enacted at the balance sheet date.

### *Deferred Income tax*

Deferred income tax is provided, using the balance sheet liability method, on all temporary differences at the balance sheet date between the tax bases of assets and liabilities and their carrying amounts for financial reporting purposes.

Deferred tax liabilities are recognized for all taxable temporary differences, except:

- where the deferred income tax liability arises from the initial recognition of goodwill or of an asset or liability in a transaction that is not a business combination and, at the time of the transaction, affects neither the accounting profit nor taxable profit or loss; and
- in respect of taxable temporary differences associated with investments in subsidiaries, associates and interests in joint ventures, where the timing of the reversal of the temporary differences can be controlled and it is probable that the temporary differences will not reverse in the foreseeable future.

Deferred tax assets are recognized for all deductible temporary differences, carry forward of unused tax credits from excess minimum corporate income tax (MCIT) and unused net operating loss carry over (NOLCO), to the extent that it is probable that taxable profit will be available against which the deductible temporary differences and the carry forward of unused tax credits and unused NOLCO can be utilized except:

- where the deferred tax asset relating to the deductible temporary differences arises from the initial recognition of an asset or liability in a transaction that is not a business combination and, at the time of the transaction, affects neither the accounting profit nor taxable profit or loss; and
- in respect of deductible temporary differences associated with investments in subsidiaries, associates and interests in joint ventures, deferred tax assets are recognized only to the extent that it is probable that the temporary differences will reverse in the foreseeable future and taxable profit will be available against which the temporary differences can be utilized.

The carrying amount of deferred tax assets is reviewed at each balance sheet date and reduced to the extent that it is no longer probable that sufficient taxable profit will be available to allow all or part of the deferred tax asset to be utilized. Unrecognized deferred assets are reassessed at each balance sheet date and are recognized to the extent that it has become probable that future taxable profit will allow the deferred tax asset to be recovered.

Deferred income tax assets and liabilities are measured at the tax rate that are expected to apply to the period when the asset is realized or the liability is settled, based on tax rate (and tax laws) that have been enacted or substantively enacted at the balance sheet date.

#### Provisions

Provisions are recognized only when the Company has: (a) a present obligation (legal or constructive) as a result of a past event; (b) it is probable that an outflow of resources embodying economic benefits will be required to settle the obligation; and (c) a reliable estimate can be made of the amount of the obligation. If the effect of the time value of money is material, provisions are determined by discounting the expected future cash flows at a pre-tax rate that reflects current market assessments of the time value of money and, where appropriate, the risks specific to the liability. Where discounting is used, the increase in the provision due to the passage of time is recognized as an interest expense. Provisions are reviewed at each balance sheet date and adjusted to reflect the current best estimate.

#### Leases

Leases where the lessor retains substantially all the risks and benefits of ownership of the asset are classified as operating lease. Fixed lease payments are recognized on a straight line basis over the lease term.

The determination of whether an arrangement is, or contains a lease is based on the substance of the arrangement and requires an assessment of whether the fulfillment of the arrangement is dependent on the use of a specific asset or assets and the arrangement conveys a right to use the asset.

A reassessment is made after inception of the lease only if one of the following applies: (a) there is a change in contractual terms, other than a renewal or extension of the arrangement; (b) a renewal option is exercised or extension granted, unless the term of the renewal or extension was initially included in the lease term; (c) there is a change in the determination of whether the fulfillment is dependent on a specified asset; or (d) there is a substantial change to the asset.

Where a reassessment is made, lease accounting shall commence or cease from the date when the change in circumstances gave rise to the reassessment for scenarios (a), (c) or (d) and at the date of renewal or extension period for scenario (b).

Operating lease payments are recognized as an expense in the statement of income on a straight basis over the lease term.

#### Foreign Currency Translation

The Company's financial statements are presented in Philippine pesos, which is the functional and presentation currency. Transactions in foreign currencies are initially recorded at the functional currency rate ruling at the date of the transaction. However, monetary assets and liabilities denominated in foreign currencies are retranslated at the functional currency closing rate at the balance sheet date. All differences are taken to the statement of income during the period of retranslation.



### Earnings Per Share (EPS)

Basic EPS is computed by dividing earnings applicable to common stock by the weighted average number of common shares outstanding after giving retroactive effect for any stock dividends, stock splits or reverse stock splits during the year. The Company has no outstanding dilutive potential common shares.

### Contingencies

Contingent liabilities are not recognized in the financial statements. These are disclosed unless the possibility of an outflow of resources embodying economic benefits is remote. Contingent assets are not recognized in the financial statements but disclosed when an inflow of economic benefits is probable.

### Events After Balance Sheet Date

Post year-end events up to the date of the auditors' report that provides additional information about the Company's position at the balance sheet date (adjusting events) are reflected in the financial statements. Any post year-end event that is not an adjusting event is disclosed when material to the financial statements.

---

## **2. Significant Accounting Estimates, Judgments and Assumptions**

### Judgment

In the process of applying the Company's accounting policies, management has made the following judgments, apart from those involving estimations which have the most significant effect on the amounts recognized in the financial statements:

### *Contingencies*

The Company is currently involved in various legal proceedings. The estimate of the probable costs for the resolution of these claims has been developed in consultation with outside counsel handling the Company's defense in these matters and is based upon an analysis of potential results. The Company currently does not believe that these proceedings will have a material adverse affect on its financial position. It is possible, however, that future results of operations could be materially affected by changes in the estimates or in the effectiveness of the strategies relating to these proceedings.

### *Revenue recognition*

The Company's revenue recognition policies require management to make use of estimates and assumptions that may affect the reported amounts of the revenues and receivables.

The Company's sales arrangement with its customers includes reductions of invoice price to take into consideration charges for penalties and bonuses. These estimates are based on actual final coal quality analysis on delivered coal using American Standards for Testing Materials (ASTM) standards.

There is no assurance that the use of estimates may not result in material adjustments in future periods.

## Estimates and Assumptions

The key assumptions concerning the future and other sources of estimation uncertainty at the balance sheet date that have a significant risk of causing a material adjustment to the carrying amounts of assets and liabilities within the next financial year are discussed below.

### *Estimating allowance for doubtful accounts*

The Company maintains an allowance for doubtful accounts at a level considered adequate to provide for potential uncollectible receivables. The level of this allowance is evaluated by management on the basis of factors that affect the collectibility of the accounts. These factors include, but are not limited to debtors' ability to pay all amounts due according to the contractual terms of the receivables being evaluated. The Company reviews the age and status of receivables and identifies accounts that are to be provided with allowance. This is performed regularly.

The amount and timing of recorded doubtful accounts for any period would differ if the Company made different judgments or utilized different estimates. An increase in the allowance for doubtful accounts would increase the recorded operating expenses and decrease the current assets.

### *Estimating stock pile inventory quantities*

The Company estimates the stock pile inventory by conducting a topographic survey which is performed by in house surveyors. The survey is conducted on a monthly basis with a reconfirmatory survey at year end. The process of estimation involves a predefined formula which considers an acceptable margin of error of plus or minus 3%. Thus, an increase or decrease in the estimation threshold for any period would differ if the Company utilized different estimates and this would either increase or decrease the profit for the year.

### *Estimating allowance for write down in spare parts and supplies*

The Company estimates its allowance for inventory write down in spare parts and supplies based on periodic specific identification. The Company provides 100% allowance for write down on items that are specifically identified as obsolete.

The amount and timing of recorded inventory write down for any period would differ if the Company made different judgments or utilized different estimates. An increase in the allowance for inventory write down would increase the Company's recorded operating expenses and decrease its current assets.

### *Estimating decommissioning and site rehabilitation costs*

The Company is legally required to fulfill certain obligations under its DENR issued ECC when it abandons depleted mine pits. These costs are accrued based on in-house estimate, which incorporates estimates of the amount of obligations and interest rates, if appropriate. The Company recognizes the present value of the liability for these obligations and capitalizes the present value of these costs as part of the balance of the related property and equipment accounts, which are being depreciated and amortized on a straight line basis over the useful life

of the related asset or the lease term. Assumptions used to compute the decommissioning and site rehabilitation costs are reviewed and updated annually.

The amount and timing of the recorded obligations for any period would differ if different judgments were made or different estimates were utilized. An increase in decommissioning and site rehabilitation costs would increase the recorded operating expenses and increase noncurrent liabilities.

#### *Estimating useful lives of property, plant and equipment and intangible assets*

The Company estimated the useful lives of its property, plant and equipment and intangible assets based on the period over which the assets are expected to be available for use. The Company reviews annually the estimated useful lives of property, plant and equipment and intangible assets based on factors that include asset utilization, internal technical evaluation, technological changes, environmental and anticipated use of the assets. It is possible that future results of operations could be materially affected by changes in these estimates brought about by changes in the factors mentioned.

A reduction in the estimated useful lives of property, plant and equipment and intangible assets would increase the recorded depreciation, depletion and amortization expense and decrease noncurrent assets.

#### *Estimating impairment for nonfinancial assets*

The Company assesses impairment on assets whenever events or changes in circumstances indicate that the carrying amount of an asset may not be recoverable. The factors that the Company considers important which could trigger an impairment review include the following:

- significant underperformance relative to expected historical or projected future operating results;
- significant changes in the manner of use of the acquired assets or the strategy for overall business; and
- significant negative industry or economic trends.

An impairment loss is recognized whenever the carrying amount of an asset exceeds its recoverable amount. The recoverable amount is the higher of an asset's net selling price and value in use. The net selling price is the amount obtainable from the sale of an asset in an arm's length transaction while value in use is the present value of estimated future cash flows expected to arise from the continuing use of an asset and from its disposal at the end of its useful life. Recoverable amounts are estimated for individual assets or, if it is not possible, for the cash-generating unit to which the asset belongs.

In determining the present value of estimated future cash flows expected to be generated from the continued use of the assets, the Company is required to make estimates and assumptions that can materially affect the financial statements. The nonfinancial assets of the Company include property, plant and equipment and software cost.

### *Deferred income tax assets*

The Company reviews the carrying amounts of deferred income tax assets at each balance sheet date and reduces deferred income tax assets to the extent that it is no longer probable that sufficient income will be available to allow all or part of the deferred income tax assets to be utilized. However, there is no assurance that the Company will generate sufficient taxable profit to allow all or part of its deferred income tax assets to be utilized.

### *Estimating pension and other employee benefits*

The determination of the obligation and cost of retirement and other employee benefits is dependent on the selection of certain assumptions used in calculating such amounts. Those assumptions include, among others, discount rates, expected returns on plan assets and salary increase rates and price for the retirement of pension (Note 18). Actual results that differ from the Company's assumptions are accumulated and amortized over future periods and therefore, generally affect the recognized expense and recorded obligation in such future periods. While the Company believes that the assumptions are reasonable and appropriate, significant differences between actual experiences and assumptions may materially affect the cost of employee benefits and related obligations.

The Company also estimates other employee benefits obligation and expense, including the cost of paid leaves based on historical leave availments of employees, subject to the Company's policy. These estimates may vary depending on the future changes in salaries and actual experiences during the year.

## **MANAGEMENT'S DISCUSSION AND ANALYSIS OF FINANCIAL CONDITION AND RESULTS OF OPERATIONS**

### **2009 FIRST QUARTER OPERATION**

With the arrival of more new mining equipment, total material excavation hit a record high of 16,205,095 bank cubic meters (bcm) in Q1 2009. Effectively, stripping activities exposed around 1.5 million tons of coal. However, in order to minimize dissipation due to spontaneous combustion, operations saw it more prudent to limit coal extraction to 834,839 metric tons (MTs) of run-of-mine (ROM) coal and leave inventory of around 700 thousand MTs at the pit, ready for mining anytime. Consequently, this quarter's operations reflected a high strip ratio of 18.13:1. Meanwhile, net product coal produced was recorded at 772,537 MTs.

In line with the latest capacity expansion program launched toward the end of 2008, more brand new mining equipment were purchased and delivered to the mine site during the quarter.

In order to improve operating efficiency, the coal washing plant was transferred close to the location of the auxiliary stockpile to maximize transport of clean coal using the coal conveying system.

Also, as a measure to improve cost efficiency, the Company decided to put up its own Oxy/Acetylene plant for its industrial gases requirements.

Favorable weather conditions allowed operations to maximize capacity and management took advantage of the opportunity to intensify stripping activities to prepare for the worst scenario should rainy season comes in early, like what happened last year.

Furthermore, the Company also continued its exploratory and confirmatory drilling activities beyond the ultimate limit of Panian pit, the current active mine. Last year, the drilling program yielded promising results, with the discovery of significant volumes of coal. The granting of a 15-year extension of the Coal Operating Contract by the Department of Energy in 2008 motivated the Company to step up its exploration program.

The quarter closed with an ending coal inventory of 138,743 MTs.

## 2009 FIRST QUARTER FINANCIAL CONDITION

The year opened with a looming apprehension that the global financial crisis will adversely affect most industries, which may have a rippling effect to the Company's business. This concern was however assuaged when demand for Semirara coal remained strong, such that Coal Revenues generated for the period amounted to P3.209 billion. With Coal Handling Income from the Company's operations at the Calaca Power Plants' stockyard of P22.657 million, Total Revenues amounted to P3.231 billion. Cost of Sales, inclusive of P18.888 million Coal Handling Costs and P129.05 million shipping, loading and hauling costs totaled to P2.587 billion. Gross Profit amounted to P644.617 million, translating to a Gross Profit Ratio of 20%.

Government Share, which is a function of coal sales, net of allowable expenses, was at 8% of total Coal Revenues or P257.439 million. Added to General and Administrative Expenses of P50.016 million, total Operating Expenses registered at P307.455 million. The resulting Net Operating Income was at P337.163 million.

Other Income of P19.732 million consisted of interest earned from short-term expenses, sale of electricity, and insurance claims. On the other hand, Interest and Financing Charges of P9.826 million reflected interest on loans. Meanwhile, the fluctuation of the US dollar to peso exchange rates resulted to Realized Forex Gain of P4.681 million and Unrealized Forex Loss of P5.247 million. Forex rate as at the close of the quarter is P48.33:USD1 compared to P47.52:USD1 at the beginning of year. Forex losses will be minimized if foreign denominated assets are of the same level with foreign denominated liabilities. The Company's dollar deposits totaled to US \$3.3 million versus outstanding loan of USD6.1 million as at the end of the period.

Non-Recurring Income amounting to P11.811 million reflected proceeds from sale of mining equipment and idle office equipment.

The resulting Net Income Before Tax amounted to P358.314 million. As the Company is already registered with the Board of Investments (BOI), it enjoyed Income Tax Holiday (ITH) for its sales in excess of the BOI threshold limit. The effective Provision for Income Tax was recorded at P51.529 million. As a result, Net Income After Tax amounted to P306.785 million.

Meanwhile, Current Assets recorded a slight 2% drop to P4.418 billion from P4.513 billion as at the end of the period. Cash and Cash Equivalents dipped from P1.012 billion as at the start of the year to P871.027 million as at the end of the quarter, mainly due to the cash payments made for the purchases of mining equipment. As the new mining equipment will subsequently be subjected to sale and leaseback transactions, the expended cash will mostly be returned to the Company's coffers.

The significant increase in Receivables by 22% at P2.295 billion from beginning balance of P1.877 billion was mainly caused by the increase in Trade Receivables which was primarily comprised of receivables from the Company's major domestic customer amounting to P1.1 billion. Export sales receivables of P437 million reflected a timing difference in negotiating the letters of credit covering some export shipments.

Meanwhile, the strategy of operations to defer extraction of exposed coal at the pit triggered the drop in Coal Inventory. Correspondingly, Total Inventories dropped from the beginning balance of P1.383 billion to P988.193 million as at the end of the period.

The 10% growth of Prepaid and Other Expenses from P241.130 million beginning balance to P264.417 million ending balance resulted from accounting for additional creditable withholding taxes for coal sales during the quarter. The account, however, still included the erroneously withheld Value Added Tax by NPC which has a pending claim with the Bureau of Internal Revenues.

Total Non-Current Assets, on the other hand, reflected a 71% growth from P1.598 billion beginning balance to P2.739 billion as at the close of the quarter. Property, Plant and Equipment almost doubled from P1.106 as at the start of the year to P2.148 ending balance due to additional purchases of mining equipment. Meanwhile, Investments reflected a P25 million increase reflecting temporary advances intended for additional capital infusion to one of its subsidiary which is in the power business. Finally, the increase in Deferred Charges and Non-Current Assets was a result of accounting of additional guarantee deposits for sale and leaseback transactions.

The resulting Total assets showed a 17% improvement at P7.157 billion from P6.111 billion as at the start of the year.

The substantial increase in Current Liabilities was primarily brought about by the accounting of Dividends Payable amounting to P1.665 billion. The Board of Directors declared cash dividends of P6/share on 30 March 2009. In addition, accounts and other payables surged by 59% to P1.820 billion from beginning balance of P1.142 billion. This account included provision for Government Share of P223 million, Accrued Payables – Materials of P368 million and Accounts Payables – Consignments of P96 million. Continued amortization of loans brought down Current Portion of Long-Term Debts from beginning balance of P389.233 million to P258.662 million as at the close of the quarter. Conversely, Income Tax Payables increased from P58.060 million to P109.589 million as this amount still included the tax payable due on 15 April 2009. Meanwhile, more projects at the minesite required services from related parties for its expertise in construction and other services at arms-length transaction, also coal freight billings during the quarter were only settled in the subsequent period. As a result, Payable to Related Parties increased from P45.762 million beginning balance to

P183.845 as at the close of the quarter. Customer's Deposit on the other hand remained the same, reflecting remaining balance of advances made by a local customer. Total Current Liabilities closed at P4.038 billion, from a beginning balance of P1.637 billion.

The slight increase in Non-Current Liabilities from beginning balance of P173.894 million to P176.230 million was due to the minimal increase in Long-Term Debt from P137.065 million to P139.402 million. The rest of the accounts remained unchanged.

The declaration of Cash Dividends reduced Unappropriated Retained Earnings from P1.460 billion as at the start of the year to P590.682 million. Meanwhile, Net Income of P306.785 million for the quarter slightly offset the significant reduction in Equity. The current quarter closed with a 32% decline in Total Stockholders' Equity from P4,301 billion beginning balance to P2.942 billion.

## **2009 COMPARATIVE REPORT**

### **I. PRODUCTION**

The arrival of new mining equipment which is part of the capacity expansion program allowed operations to excavate more materials this year. Total Material movement during the current quarter was 75% higher than Q1 2008 material movement of 9,280,236 bcm to 16,205,095 bcm.

Strip ratio or waste to coal ratio recorded a significant jump from 8:1 in Q1 of previous year to 18.13:1 in the current quarter. Consequently, current ROM coal production is 22% lower at 834,839 MTs from Q1 2008 level of 1,065,387 MTs. Net Product coal correspondingly declined by 23% at 772,537 MTs compared to Q1 2008 volume of 1,003,542 MTs.

Ending Inventory for the current period reflected a substantial decline of 51% from 282,276 MTs in Q1 2008 to 138,743 MTs this quarter. Recorded coal release this quarter is lower with coal shipments almost at the same level of Q1 of prior year.

### **II. MARKETING**

Coal sales during the quarter remained strong and almost the same compared to Q1 last year. Although some customers have decreased their off-take, the decline in



cement industry was offset by the increase in the power industry, Meanwhile, few new customers add up to the customer base of Semirara coal.

Unlike last year, NPC Calaca Power Plants were already operating steadily this period. As a result, deliveries to the plants rose by 79% from 193,476 MTs to 347,012 MTs on a quarter-to-quarter comparison. Although no deliveries were made to Sual and Pagbilao plants, stable deliveries to the Calaca plants improved NPC market share to 32% this year.

Meanwhile, sales to other power plants dropped by 62% at 77,421 MTs this period from 138,381 MTs in Q1 2008.

Sales to cement plants also dipped from 232,125 MTs in Q1 2008 to 148,777 MTs this quarter. On the positive note, one of the biggest cement companies in the country, Holcim Cement, started to buy Semirara coal this year.

Total local sales of 635,244 MTs showed a 5% decrease compared to Q1 2008 sales volume of 667,292 MTs.

Export deliveries remained robust, although recording a slight 2% dip from Q1 2008 volume of 453,670 MTs to 443,101 MTs. Remarkably, however, two new traders came into the picture, Noble Energy and Coal Pulse. Furthermore, the Thailand market was successfully penetrated through these new traders.

Total sales volume for the period was recorded at 1,078,344 MTs, a 4% drop from Q1 2008 level of 1,120.962 MTs.

Meanwhile, Composite average FOB price per MT marked a significant 55% increase at P2,976 compared to Q1 2008 price of P1,923.

### **III. FINANCE**

#### **A. Sales and Profitability**

Although sales volume recorded a slight decrease, high composite FOB price in the current period translated to a 49% increase in Coal Revenues at P3.209 billion this quarter compared to P2.154 billion generated in Q1 2008. The improvement in the operations of Calaca Plants correspondingly resulted to a 144% growth in Coal Handling Revenues at P22.657 million compared to Q1 2008 level of P9.284 million. As a result Total Revenues posted a huge increase of 49% from P2.163 billion in Q1 2008 to P3.231 billion this quarter.

Meanwhile, due to more intensive stripping activities this year, as reflected in the higher strip ratio, Cost of Sales increased by 40% at P2.587 billion in the current quarter from P1.847 billion in Q1 2008.

Gross Profit resulted to P644.617 million, 104% higher than Q1 2008 figure of P316.740 million. Likewise, Gross Profit Margin improved this year at 20%, as compared to 15% in Q1 2008.

Meanwhile, recoverable costs, for the interim quarter for purposes of computing Government Share, was lower than 90% of Gross Revenues as compared to Q1 last year. As a result, provision for Government Share was higher at 8% of Coal Revenues amounting to P257.439 million this quarter, 298% higher than Government Share provision in Q1 2008 of P64.620 million which is 3% of Coal Revenues. The high provision of Government Share may be reversed in the subsequent quarters by reason of increase in operating costs or decrease in Coal Revenues due to anticipated further decline in coal prices in the world market. General and Administrative Expenses also reflected a growth of 119% at P50.016 million as against P22.831 million in Q1 2008. The increase corresponds to the expansion of the Company's operations.

Increase in Other Income at P19.732 million this year accounted for higher sale of electricity and insurance claims. This reflected a 35% growth from Q1 2008 level of P14.659 million.

On the other hand, Interest and Financing Charges continued to record a decline as a result of the drop in interest-bearing loans balances. Total charges of P9.826 million in the current quarter is 62% lower than Q1 2008 level of P26.096 million.

The continued fluctuation of the US dollar against the peso was reflected in the accounting of Foreign Exchange gains and losses.

Net Income Before Tax posted an 81% growth this quarter at P358.314 million from P198.431 million in Q1 2008. Although taxable income is significantly higher this year, Provision for Income Tax recorded a 12% drop at P51.529 million as compared to

P58.516 million in Q1 last year. This is due to the availment of ITH by the Company this year as a BOI-registered firm as an expanding producer of coal.

Net Income After Tax correspondingly recorded a 119% increase from P139.914 million in Q1 2008 to P306.785 million this period.

Likewise, Earnings per Share increased by 119% from P0.504 to P1.105 as at the end of the current quarter. EBITDA, on the other hand, posted a less significant increase of 1% from P669.738 million in Q1 2008 to P675.459 million this quarter.

## **B. Solvency and Liquidity**

Net Cash Provided by Operations during the current quarter amounting to P1.175 billion is 46% higher than Q1 2008 level of P477.035 million. The significant decrease in Inventories of P277.344 million and increase in Accounts Payables and Accrued Expenses of P658.344 million this year primarily accounted for the huge difference. On the other hand, increase in Receivables from the beginning balance is also sizeable at P417.819 million. This account is however mainly comprised of Trade Receivables which were subsequently collected in the succeeding period.

Meanwhile, the Company spent a significant amount of P1.814 billion for its investment activities during the year. The bulk of this year's expenditures were made for payments of mining equipment purchased in accordance with its capacity expansion program. Another P25 million was advanced to the Company's investment into the power sector. Furthermore, Non-Current Assets also recorded an increase, mainly accounting for guarantee deposits for new equipment subjected to sale and leaseback transactions.

On the other hand, Cashflows from Financing Activities in the current quarter reflected a positive figure of P498.285 million, as against Q1 2008 net outflows of P1.074 billion. This year's cash generation mainly came from short-term loan availments mainly for loan rollover and proceeds from sale and leaseback transactions. In Q1 2008, the Company declared and paid Cash Dividends amounting to P1.110 billion, thus using up its Cash.

Although Net Decrease in Cash is lower this quarter at P141.382 million, compared to P467.943 million in Q1 2008, Cash and Cash Equivalents as at the end of the period in the current quarter is lower at P871.027 million as against P1.183 billion as at the end of Q1 2008. This is explained by a higher beginning balance last year than this year.

Current Ratio dropped as at the end of the current quarter to 1.09x as compared to Q1 2008 level of 2.75x. Meanwhile, Debt-to-Equity ratio increased from 0.43:1 in Q1 2008 to 0.91:1 as at the end of the current period due to reduction of Retained Earnings resulting from Cash Dividend declaration.

#### IV. PERFORMANCE INDICATORS:

1. **Average Selling Price** – Although global coal prices started to decline alongside the drop of oil prices, Q1 FOB Composite Price of Semirara coal remained high as the deliveries made were contracted in the previous quarter when prices were still high. High cash generation resulting from favorable pricing of Semirara coal afforded the Company to maximize stripping activities in preparation for the rainy season.
2. **Debt-to-Equity Ratio** – As at the end of the current period, the Company's Debt-to-Equity Ratio increased due to the significant dividend declaration made by the Board. Despite this development, the Company's D/E ratio of 0.91:1 is still strong.
3. **Capital Expenditures** – The Company continuously aims for growth and development. In order to achieve this, operations must take each opportunity to expand. The aggressive capacity expansion program launched by the Company is a well calculated risk that offers promising improvement of total stakeholders' value.
4. **Expanded Market** – The Company's effort to improve and expand its operations enabled it to correspondingly implement aggressive marketing of Semirara coal. In its third year of exporting coal, the Company again successfully penetrated a fresh international market that is Thailand. Meanwhile, new partnerships with respectable traders were forged during the quarter, while more new domestic users started to consider the use of Semirara coal. In the local front, gaining the confidence and patronage of one of the county's biggest cement companies is a significant marketing breakthrough.
5. **Improved coal quality** – Given the inherent limitations of Semirara coal in terms of quality, the Company continues to find ways to maximize marketability of the product. While it can only do so much in further improving coal quality, the Company believes that by improving its operations, and subsequently its services, it can indirectly improve market acceptability of its product. Gaining ISO certifications was a significant step taken by the Company to holistically improve its operations in general, and its product in particular.

## **PART II OTHER INFORMATION**

### **Other disclosures:**


- a. Company's operation is not cyclical in nature or seasonal. Mining activities is continuous throughout the year;
- b. There were no issuances, repurchases, and repayments of debt in equity securities which transpired during the quarter;
- c. There are no subsequent events, that came to our knowledge, which are material enough to warrant an adjustments in the interim financial statements;
- d. The company has no business segments;
- e. The company has no contingent assets nor liabilities known as of interim balance sheet date;

**PART III SIGNATURES**


Pursuant to the requirement of the Revised Securities **Code**, the registrant has duly caused this report to be signed on its behalf by the undersigned thereunto duly authorized.

Issuer: **SEMIRARA MINING CORPORATION**


**Signature and Title:**

  
**VICTOR A. CONSUNJI**  
Principal Executive and Operating Officer

Date: May 14, 2009

  
**JUNALINA S. TABOR**  
Officer-in-Charge CFO  
For  
**NESTOR D. DADIVAS**  
Principal Financial Officer/Comptroller

Date: May 14, 2009

  
**JUNALINA S. TABOR**  
Principal Accounting Officer

Date: May 14, 2009

## PART III - ANNEX

SEMIRARA MINING CORPORATION  
AGING OF ACCOUNTS RECEIVABLE  
As of March 31, 2009

	TOTAL	Current	2 - 3 Months	4 - 6 Months	7 Months to 1 Year	1 to 2 Years	2 to 5 Years	Over 5 Years	Allowance for doubtful acct.
<b>A. ACCOUNTS RECEIVABLE - TRADE</b>									
1. NPC	1,068,615,607.09	372,445,852.64	635,240,431.01	55,309,927.43			5,619,396.01		20,712,472.95
2. APEC	49,524,520.04	-	49,524,520.04						
3. PNOG	115,319,552.26	94,058,761.70	21,260,790.56						
4. TPC	56,588,726.87	43,504,361.70	2,826,818.15	-	10,257,547.02				
5. APO	12,918,674.72	11,219,270.43				1,699,404.29			
6. PPFC	958,330.30		958,330.30						
7. JPC	78,862,841.50	38,167,774.70	40,695,066.80						
8. PICOP	-								
9. SOLID	11,331,073.32	11,331,073.32							
10. GFCC	-								
11. EXPORT	660,034,293.13	652,690,230.61			7,344,062.52				
12. PLATINUM GROUP	605,988.96				605,988.96				
13. HOLCIM	86,252,851.22	68,935,953.15	17,316,898.07						
14. NPC - Coal Handling	17,659,468.04	6,254,111.74	11,405,356.30						
	<u>2,158,671,927.45</u>	<u>1,298,607,389.99</u>	<u>779,228,211.23</u>	<u>55,309,927.43</u>	<u>18,207,598.50</u>	<u>1,699,404.29</u>	<u>5,619,396.01</u>	<u>-</u>	<u>20,712,472.95</u>
Less: Allowance for doubtful account	<u>20,712,472.95</u>								
<b>TOTAL</b>	<u><b>2,137,959,454.50</b></u>								

	TOTAL	1 Month	2 - 3 Months	4 - 6 Months	7 Months to 1 Year	1 to 2 Years	2 to 5 Years	Over 5 Years	Allowance for doubtful acct.
<b>B. NON - TRADE RECEIVABLES</b>									
1. Advances - Officers	327,516.00	47,514.07	280,001.93						
2. Advances - Employees	2,209,437.75	1,367,329.08	842,108.67						519,697.08
3. Advances - Suppliers	130,448,222.34	130,448,222.34							
4. Advances - Operations	-								
5. Advances - Contractors	13,752,921.86		2,941,528.34	2,105,762.88	8,705,630.64				2,303,257.85
6. Advances - for Liquidation	4,731,233.09	236,276.76	2,388,455.35	543,469.37	1,563,031.61				1,948,808.90
7. Advances - SSS Claims	530,604.10				56,978.82		319,701.85	153,923.43	500,910.10
8. Advances - Others	904,755.37	14,621.89	320,454.92	527,357.18	42,321.38				917,702.67
9. Advances - Medical Accounts	2,227,554.41	124.87	1,201,843.22		1,025,586.32				
	<u>155,132,244.92</u>	<u>132,114,089.01</u>	<u>7,974,392.43</u>	<u>3,176,589.43</u>	<u>11,393,548.77</u>	<u>-</u>	<u>319,701.85</u>	<u>153,923.43</u>	<u>6,190,376.60</u>
Less: Allowance for D/A-AR Others	<u>6,190,376.60</u>								
<b>Net NON - TRADE RECEIVABLE</b>	<u><b>148,941,868.32</b></u>								
<b>NET RECEIVABLES ( A &amp; B )</b>	<u><b>2,286,901,322.82</b></u>								

**SEMI RARA MINING CORPORATION**  
**FINANCIAL RISK MANAGEMENT DISCLOSURES**  
**As of March 31, 2009**

The Company's financial instruments, as of March 31, 2009 and December 31, 2008, are of the nature of loans and receivables and other financial liabilities and comprise of bank loans, trade payables and purchase contracts. The main purpose of these financial instruments is to finance the Company's operations. The Company has various financial assets such as trade receivables and cash and cash equivalents, which arise directly from operations.

The main risks arising from the Company's financial instruments are cash flow interest rate risk, foreign currency risk, credit risk and liquidity risk. The Board of Directors reviews and approves policies for managing each of these risks which are summarized below:

**Interest Rate Risk**

The Company's exposure to the risk of changes in market interest rates relates primarily to the Company's long-term obligations with floating interest rates. The Company's policy is to manage its interest cost using a mix of fixed and variable rate debts. The Company's policy is to maintain a balance of peso-denominated and United States dollar-denominated debts.

The following table shows the information about the Company's financial instruments that are exposed to cash flow (floating rate instrument) and fair value (fixed rate instrument) interest rate risks and presented by maturity profile.

<b>March 31, 2009</b>	<b>within 1 year</b>	<b>1 - 2 years</b>	<b>2 - 3 years</b>	<b>3 - 4 years</b>	<b>More than 4 years</b>	<b>Total</b>
<b>Cash equivalents</b>	871,026,902	-	-	-	-	871,026,902
<b>Liabilities</b>						
<b><u>Fixed rate bank loans</u></b>						
9% Local bank loan	-	-	-	-	-	-
8% Various local bank loans	97,378,567	-	-	-	-	97,378,567
8% - 11% Various LCs	4,928,468	-	-	-	-	4,928,468
<b><u>Floating rate</u></b>						
USD15.14 million loan (6 months USD LIBOR plus 1.5% p.a.)	99,706,312	63,870,267	-	-	-	163,576,579
USD6.64 million loan (3 months USD SIBOR plus 1.95% p.a.)	56,648,446	75,531,262	-	-	-	132,179,708
<b>Grand Total</b>	<b>258,661,793</b>	<b>139,401,529</b>	-	-	-	<b>398,063,322</b>
<b>December 31, 2008</b>	<b>within 1 year</b>	<b>1 - 2 years</b>	<b>2 - 3 years</b>	<b>3 - 4 years</b>	<b>More than 4 years</b>	<b>Total</b>
<b>Cash equivalents</b>	1,012,409,162	-	-	-	-	1,012,409,162
<b>Liabilities</b>						
<b><u>Fixed rate</u></b>						
9% Local bank loan	57,314,973	-	-	-	-	57,314,973
8% Various local bank loans	102,496,739	-	-	-	-	102,496,739
8% - 11% Various LCs	11,281,248	-	-	-	-	11,281,248
<b><u>Floating rate</u></b>						
USD15.14 million loan (6 months USD LIBOR plus 1.5% p.a.)	143,874,985	62,799,870	-	-	-	206,674,856
USD6.64 million loan (3 months USD SIBOR plus 1.95% p.a.)	74,265,375	74,265,371	-	-	-	148,530,746
<b>Grand Total</b>	<b>389,233,320</b>	<b>137,065,241</b>	-	-	-	<b>526,298,561</b>



## Liquidity Risk

The Company's objective is to maintain a balance between continuity of funding and flexibility through the use of bank loans. The Company's policy is to maintain a level of cash that is sufficient to fund its monthly cash requirements, at least for the next four to six months. Capital expenditures are funded through a mix of supplier's credit, letter of credit, trust receipts and long term debt, while operating expenses and working capital requirements are sufficiently funded through cash collections.

March 31, 2009		within 1 year	1 - 2 years	2 - 4 years	More than 4 years	Grand Total	
						in USD	in PHP
<b>Trade and other payables</b>	PHP	1,819,629,999	-	-	-	-	1,819,629,999
<b>Fixed rate</b>							
9% Local bank loan		-	-	-	-	-	-
8% Various local bank loans	PHP	97,378,567	-	-	-	-	97,378,567
8% - 11% Various LCs	PHP	4,928,468.44	-	-	-	-	4,928,468
<b>Floating rate</b>							
USD15.14 million loan (6 months USD LIBOR plus 1.5% p.a.)	USD	2,068,113	USD 1,321,545			3,389,657	163,576,579
USD6.64 million loan (3 months USD SIBOR plus 1.95% p.a.)	USD	1,172,118	USD 1,562,824			2,734,941	132,179,708
<b>Grand Total</b>						<b>USD 6,124,599</b>	<b>PHP 2,217,693,321</b>

December 31, 2008		within 1 year	1 - 2 years	2 - 4 years	More than 4 years	Grand Total	
						in USD	in PHP
<b>Trade and other payables</b>	PHP	1,188,163,322	-	-	-	-	1,188,163,322
<b>Fixed rate</b>							
9% Local bank loan	PHP	57,314,973	-	-	-	-	57,314,973
8% Various local bank loans	PHP	102,496,739	-	-	-	-	102,496,739
8% - 11% Various LCs	PHP	11,281,248	-	-	-	-	11,281,248
<b>Floating rate</b>							
USD15.14 million loan (6 months USD LIBOR plus 1.5% p.a.)	USD	3,029,936	USD 1,322,369			4,352,305	206,674,856
USD6.64 million loan (3 months USD SIBOR plus 1.95% p.a.)	USD	1,565,141	USD 1,563,820			3,128,961	148,530,745
<b>Grand Total</b>						<b>USD 7,481,266</b>	<b>PHP 1,714,461,883</b>

## Foreign Currency Risk

The Company's foreign exchange risk results primarily from movements of the Philippine peso (PHP) against the US dollar (USD). Majority of revenues are generated in peso, however, substantially all of capital expenditures are in USD. Approximately 14% and 21% of debts as of March 31, 2009 and December 31, 2008, respectively, were denominated in USD.

Information on the Company's foreign currency denominated monetary assets and liabilities and their PHP equivalents follow:

	<b>March 31, 2009</b>		<b>December 31, 2008</b>	
	<b>USD</b>	<b>PHP</b>	<b>USD</b>	<b>PHP</b>
<b>Assets</b>				
Cash and cash equivalents	3,301,199	159,546,953	828,243	39,358,107
Trade receivables	9,036,691	436,743,262	154,547	7,344,063
<b>Liabilities</b>				
Trade payables	(6,867,808)	(331,921,174)	(4,285,231)	(203,634,180)
Long-term debts	(6,124,599)	(295,756,287)	(7,475,029)	(355,213,378)
Net foreign currency denominated assets (liabilities)	<u>(654,517)</u>	<u>(31,387,246)</u>	<u>(10,777,470)</u>	<u>(512,145,388)</u>

The Company recognized Php566 thousand and Php1.9 million foreign exchange loss for the quarters ended March 31, 2009 and December 31, 2008, respectively, arising from the translation of the Company's cash and cash equivalents, trade receivables, accounts payable and other payables and long term debt.

### **Credit Risk**

The Company trades only with recognized and creditworthy third parties. It is the Company's practice that all customers who wish to trade on credit terms are subject to credit verification procedures. In addition, receivable balances are monitored on an ongoing basis with the result that the Company's exposure to bad debts is not significant.

The Company generally offers 80% of coal delivered payable within 30 days upon receipt of billing and the remaining 20% payable within 15 days after receipt of final billing based on final analysis of coal delivered.

With respect to the credit risk arising from the other financial assets of the Company, which comprise cash and cash equivalents, the Company's exposure to credit risk arises from default of the counterparty, with a maximum exposure equal to the carrying amount of these instruments. The Company transacts only with institutions or banks that have proven track record in financial soundness.

The credit risk is concentrated to the following markets:

	<b>March 31, 2009</b>	<b>December 31, 2008</b>
Trade		
Local sales	65%	86%
Export sales	19%	0%
Other receivables	16%	14%
<b>Total</b>	<b>100%</b>	<b>100%</b>

The table below shows the maximum exposure to credit risk of the Company:

<b>Gross maximum exposure</b>	<b>March 31, 2009</b>	<b>December 31, 2008</b>
Cash and cash equivalents	871,026,902	1,012,409,162
Receivables		
Local trade receivables	1,498,637,634	1,766,074,476
Export trade receivables	436,743,262	7,344,063
Due from related parties	13,628,756	6,607,698
Others	18,493,646	25,926,943
Security deposits	325,363,190	251,086,303
<b>Total credit risk exposure</b>	<b>3,163,893,390</b>	<b>3,069,448,645</b>

## Fair Values

The following tables set forth the carrying values and estimated fair values of the Company's financial assets and liabilities recognized as of March 31, 2009 and December 31, 2008:

	<u>March 31, 2009</u>		<u>December 31, 2008</u>	
	<u>Carrying Value</u>	<u>Fair Value</u>	<u>Carrying Value</u>	<u>Fair Value</u>
<b>Financial Asset</b>				
<i>Loans and Receivables</i>				
Cash	206,224,747	206,224,747	26,579,217	26,579,217
Cash equivalents	664,802,155	664,802,155	985,829,945	985,829,945
Receivables				
Trade local sales	1,498,637,634	1,498,637,634	1,749,055,827	1,749,055,827
Trade export sales	436,743,262	436,743,262	7,344,043	7,344,043
Due from related parties	7,589,602	7,589,602	6,607,698	6,607,698
Other receivables	18,493,646	18,493,646	17,084,803	17,084,803
Security deposits	336,493,965	332,898,793	251,086,303	255,940,292
<b>Total Financial Assets</b>	<b>3,168,985,012</b>	<b>3,165,389,839</b>	<b>3,043,587,837</b>	<b>3,048,441,826</b>
<b>Financial Liability</b>				
<i>Other Liabilities</i>				
Payables				
Trade payables	1,459,529,678	1,459,529,678	895,274,617	895,274,617
Accrued and other payables	137,432,898	137,432,898	194,392,707	194,392,707
Payable to DOE & local govt units	222,667,423	222,667,423	52,734,125	52,734,125
Due to related parties	183,844,719	183,844,719	45,761,873	45,761,873
Long term debts	398,063,322	408,885,947	526,298,561	533,900,484
<b>Total Financial Liabilities</b>	<b>2,401,538,040</b>	<b>2,412,360,664</b>	<b>1,714,461,883</b>	<b>1,722,063,806</b>

The following methods and assumptions were used to estimate the fair value of each class of financial instrument for which it is practicable to estimate such value:

### *Financial Assets*

Due to the short term nature of the transactions, the fair value of cash and cash equivalents, short term investments and receivables approximate the amount of consideration at the time of initial recognition.

### *Financial Liabilities*

#### Floating Rate Loans

The carrying values approximated the fair value because of recent and regular repricing (quarterly) based on market conditions.

#### Fixed Rate Loans

Estimated fair value is based on the discounted value of future cash flows using the applicable rates (3% - 12%) for similar type of loans.

*Accounts Payable and Accrued Expenses*

The fair values of accounts payable and accrued expenses approximate the carrying amounts due to the short-term nature of these transactions.